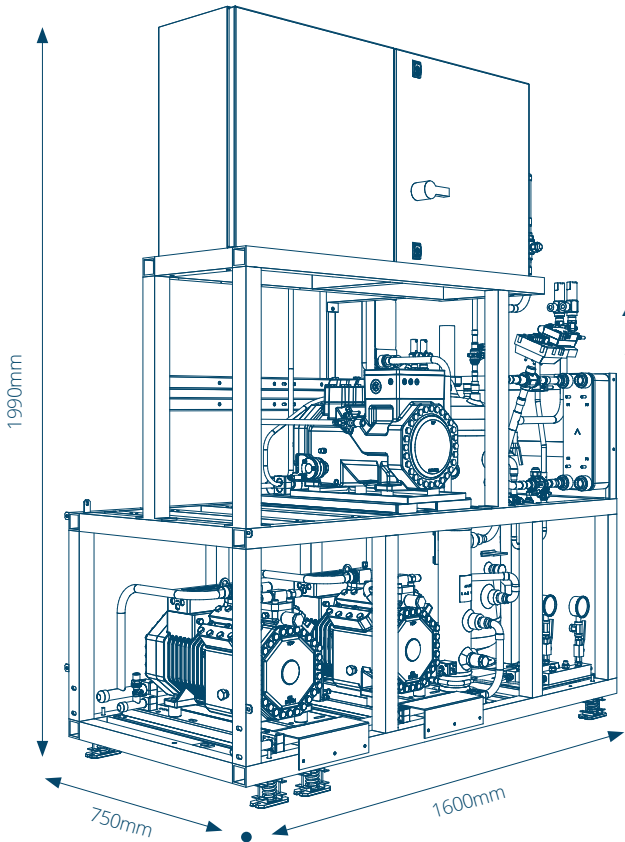




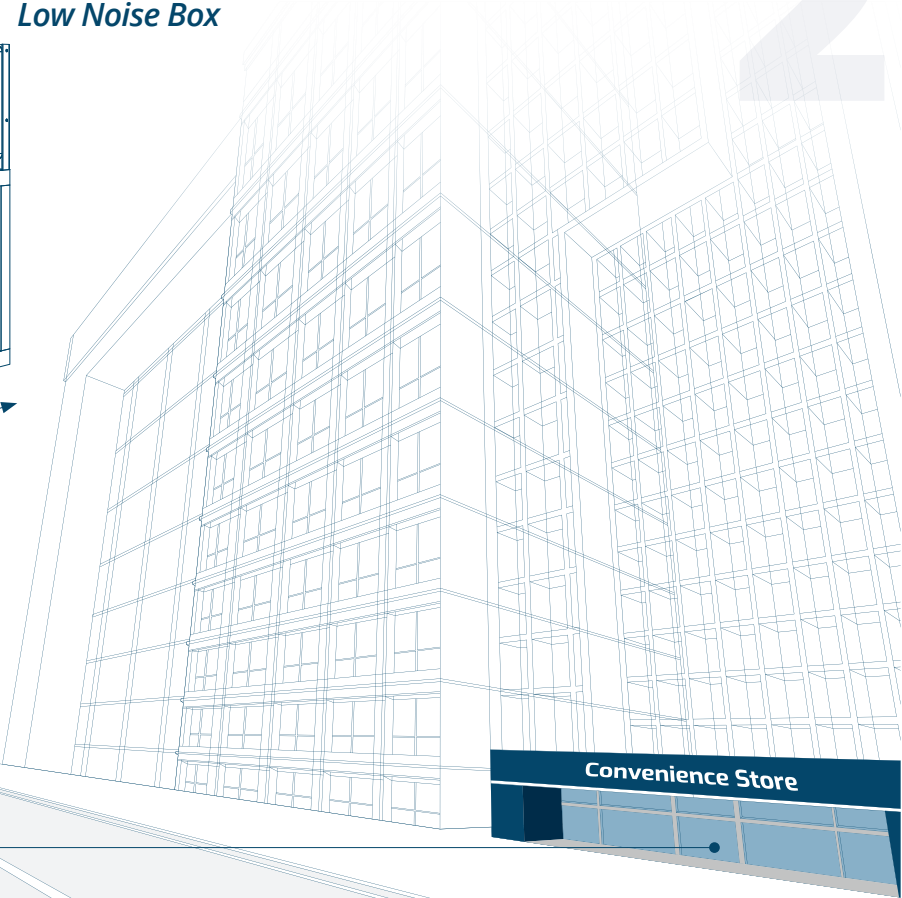
Cold Solutions for Convenience Stores

CO₂ transcritical racks

CO₂



Available with
Low Noise Box





Common DATA

Liquid receiver volume [liters]	70
Cooling capacity modulation MT with Varistep [%]	10 -100%
Electrical supply [V/ph/Hz]	400/3+N/50
Length (with frontal electrical board) [mm]	1600mm
Width [mm]	750mm
Height (with frontal electrical board) [mm]	1990mm

Optional

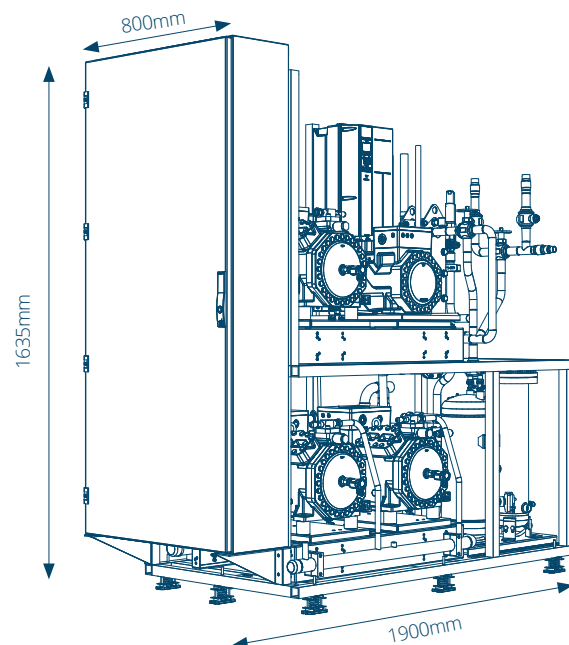
- Frequency Inverter LT 30-70 HZ
- Heat Recovery + 3-way Valve
- Low noise enclosure (approx. 2564x1350x2240)
- Electrical Panel on short side (> see picture)
- Standard enclosure for outdoor installation
- Energy Meter
- CAREL controller, HP-MP valves
- Ejector - 124 liters
- MT / LT Suction filter
- Liquid filter dryer supplied sphere
- WURM Controller
- Carel controller (HP-MP valve)

Standard DESIGN PRESSURES

- High Pressure: 120 bar
- Receiver Pressure: 80 bar
- MT Suction Pressure: 60 bar (optional 80bar)
- LT Suction Pressure: 60 bar (optional 80bar)

Standard EQUIPMENT

- Electronic oil level regulator Traxoil each compressor
- Replaceable oil filter dryer
- Maintenance free oil separator with integrated oil reservoir
- Electronic minimum liquid level switch
- Liquid-Flash internal heat exchanger
- Danfoss AKPC 572 with Modbus communication with Bitzer IQ module
- Discharge Manifold connected to safety valves
- Full factory testing and parameters setting



UNIT MODEL	Qo MT [kW]	Qo LT [kW]	Qgc [kW]	Imax A	LRA A	Pmax [kW]	Weight kg	Sound Power dB(A)	Sound Pressure @10m dB(A)
MT ONLY									
MWS 2x043 MTDX	16,60	-	27	21,6	124,4	11,8	535	83	55
MWS 065+043 MTDX	21,80	-	34	26,8	144,6	14,5	540	84	56
MWS 2x065 MTDX	27,00	-	42	32,0	164,8	17,2	545	84	56
MWS 096+065 MTDX	33,40	-	52	38,4	179,4	21,5	550	85	57
MWS 2x096 MTDX	39,80	-	62	44,8	194,0	25,8	555	85	57
MWS 096+2x065 MTDX	46,50	-	73	54,4	261,8	30,1	690	86	58
MWS 2x096+065 MTDX	53,10	-	83	60,8	276,4	34,4	700	86	58
MWS 3x096 MTDX	59,50	-	93	67,2	291,0	38,7	710	87	59
BOOSTER MT/LT									
MWS 2x043 MTDX + UMCE 007 HBT	12,21	3,30	27	24,5	150,4	12,9	650	83	55
MWS 065+043 MTDX + UMCE 007 HBT	17,40	3,30	34	29,7	170,6	15,6	655	84	56
MWS 2x065 MTDX + UMCE 007 HBT	22,60	3,30	42	34,9	190,8	18,3	660	84	56
MWS 2x065 MTDX + UMCE 010 HBT	20,35	5,20	42	35,7	190,8	19,1	662	84	56
MWS 096+065 MTDX + UMCE 010 HBT	26,72	5,20	52	42,1	205,4	23,4	667	85	57
MWS 2x096 MTDX + UMCE 010 HBT	33,15	5,20	62	48,5	220,0	27,7	670	85	57
MWS 2x096 MTDX + UMCE 020 HBT	32,00	6,61	62	50,1	231,0	28,3	675	85	57
MWS 2x096+65 MTDX + UMCE 020 HBT	44,60	6,61	83	66,1	313,4	36,9	845	87	59
MWS 3x096 MTDX + UMCE 020 HBT	50,90	6,61	93	72,5	328,0	41,2	850	87	59
MWS 2x096+065 MTDX + UMCE 030 HBT	42,50	8,53	83	67,0	320,4	37,5	853	87	59
MWS 3x096 MTDX+ UMCE 030 HBT	48,85	8,53	93	73,4	335,0	41,8	857	87	59
MWS 096+065 MTDX+ UMCE 2x007 HBT	25,10	6,57	52	44,2	231,4	23,7	805	85	57
MWS 2x096 MTDX+ UMCE 2x007 HBT	31,50	6,57	62	50,6	246,0	28,0	810	85	57

MT Cooling Capacity @ -8°C (50 Hz) | Tout. GC = 35° | LT Cooling Capacity @ -30°C (50 Hz)

COMPRESSOR BITZER MODEL

MT CP 043	4PTE-6K
MT CP 065	4MTE-7K
MT CP 096	4KTE-10K
LT CP 007	2MME-07K
LT CP 010	2KME-1K
LT CP 020	2JME-2K
LT CP 030	2HME-3K

SMART BOOSTER PRELIMINARY DATA

Products / Applications Range

Commercial Refrigeration

- Small Shops
- Restaurants
- Catering
- Petrol Stations

- Convenience stores
- Express supermarkets

- Supermarkets
- Coldrooms for food storing

Industrial Refrigeration

- Food processes
- Hypermarkets
- Logistic Centers

BOOSTER - MWT

LEAN BOOSTER - MWL

SMART BOOSTER - MWS

Available Options

	SMART BOOSTER	LEAN BOOSTER	BOOSTER
	MWS	MWL	MWT
MAX number of Transcritical compressors (MT+IT)	2/3	3	8
MAX number of Subcritical compressor	2/1	2	6
Parallel Compressor	NA	Y	Y
Digital Capacity Modulation CRII	Y	Y	Y
Ejector liquid	NA	NA	Y
Ejector vapour	NA	NA	Y
Heat Recovery (TW)	Y	Y	Y
Heat Recovery (Heating)	NA	NA	Y
Outdoor Boxed unit	Y	Y	Y
Outdoor with integrated GC	NA	Y	Y
AC Load	NA	NA	Y
Mech. Sub cooler	Y*	Y*	Y
3-way Gas Cooler by-pass valve	NA	NA	Y
Back up Controller	NA	Y	Y

Y* = yes provided spare

